



# Lesson 64 Characters 190-192 吧 把 爸

## Quiz

### Part I

#### Instructions

1. Fill in the Pinyin and English meaning.
2. Don't forget to add the tones for pinyin (you can add a number 1, 2, 3, or 4 behind each syllable instead of tone/accent marks.)
3. After you've finished, check your work against the Answer Key.
4. Give yourself one point for each blank that you filled in correctly.

Character(s) or Phrase	Pinyin	English
爸爸		
把手		
我们走吧!		

### Part II

#### Instructions

1. Identify the characters you learned in this lesson and previous lesson(s). If you've printed this page, you can circle those characters. If you're using the PDF file, you can check the box below the characters you know.
2. After you've finished, check your work against the Answer Key on the next page.
3. Give yourself one point for each character that you correctly identified.

武 或 成 举 把 应

我 找 扛 打 拉 兴

吧 爸 芭 疤 病 包

跑 唱 时 息 道 自



## Part III


















### Instructions

1. Use the character components in the first row as building blocks to form five characters that you have learned. Keep in mind that the components may not necessarily be combined side-by-side. Components can be used MORE THAN ONCE or not at all.
2. Write or type the character in column "A" column, followed by its meaning(s) in column "B."
3. Give yourself one point for each blank that you filled in correctly.

白、父、巴、口、日、乞、十	
A (character)	B (meaning)

For Your Reference: The Structure of Chinese Characters

The following shows 17 different ways that components are combined to form characters. There is a sample character under each picture to help you get a better idea.

1  人	2  林	3  思	4  谢	5  意	6  句	7  庙	8  还	
9  建	10  斗	11  同	12  医	13  国	14  数	15  楼	16  森	17  想



## Answer Key for Part I

Character(s) or Phrase	Pinyin	English
爸爸	bà ba	dad
把手	bǎ shǒu	handle/handlebar
我们走吧!	wǒ men zǒu ba	Let's go!

## Answer Key for Part II

wǔ huò chéng jǔ bǎ yīng/yìng

武 或 成 举 把 应

wǒ zhǎo káng dǎ lā xìng/xīng

我 找 扛 打 拉 兴

ba bà bā bā bìng bāo

吧 爸 芭 疤 病 包

pǎo chàng shí xī dào zì

跑 唱 时 息 道 自

## Answer Key for Part III

白、父、巴、口、日、乞、十		
A (character)	B (meaning)	Pinyin
爸	dad	bà
吧	sentence particle/bar	ba
唱	to sing	chàng
吃	to eat	chī
早	early/morning	zǎo

Total Score from Parts I, II and III: \_\_\_\_\_ / 30.